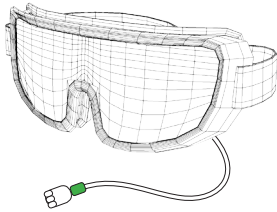




HEAD SENSOR - GOGGLES QUICK SETUP GUIDE

OVERVIEW

Sensors on the underside of the goggles pick up any hits to the upper facial region. This registers a hit for either students or role players and will deliver either a shock or vibration depending how the StressX™ PRO belt has been configured.



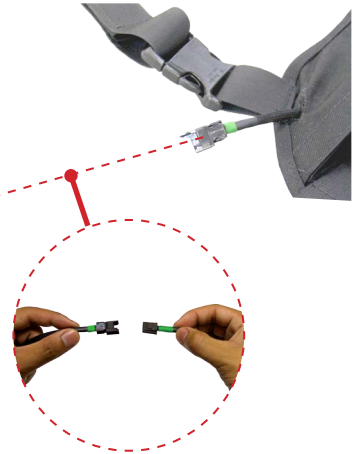
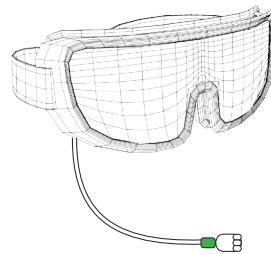
(A) Head Sensor



(B) Green Connector
(located in the back of the
StressVest®)

ASSEMBLY

Connect the green connector (B) to the Head Sensor's connector (A).



NOTE: If the green connector is not visible, open the back of the StressVest® rear panel vest by unfastening the velcro flap. Reach in to locate the green connector (B).